



ONTARIO PROVINCIAL POLICE

Regional Operational Analyst Program

Protected A
Low Sensitivity

Routine Information requiring protection. This report and the information contained therein is for the attention of any law enforcement agency and may be disseminated at the discretion of the recipient.

FOCUSED ANALYTICAL REPORT - Crime Analysis

Middlesex Centre Township

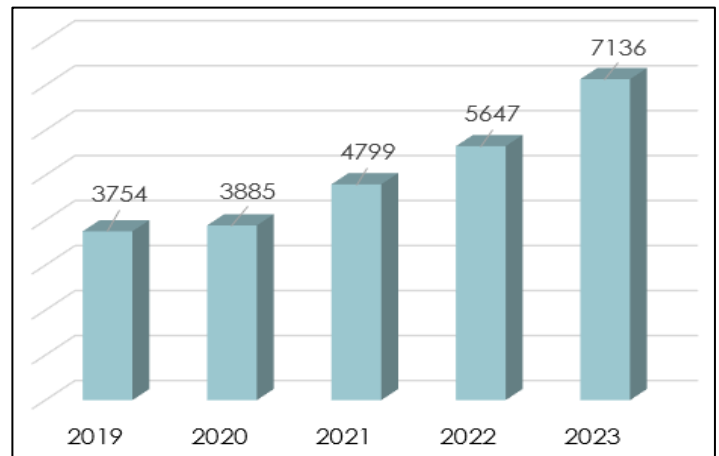
Region: West Detachment: Middlesex County	File #: 6-ROAP-2024-84 Occurrence #: Nil	Author: S. Grainer Report Date: 24 Jan 2024
--	---	--

Overview and Key Findings

This report has been prepared for Inspector Stuart, Middlesex County OPP. The information contained herein provides a comparative statistical review of the occurrences pertaining to violent, property and drug related offences, in addition to traffic enforcement and motor vehicle collision data reported within Middlesex Centre Township, Middlesex County.

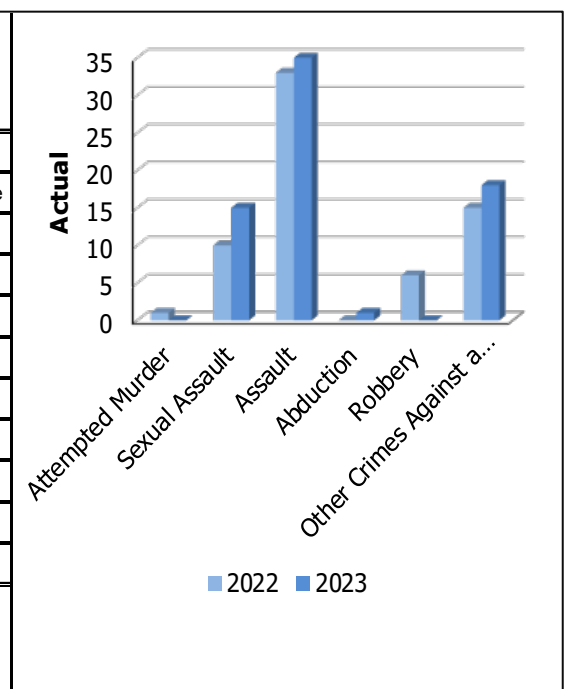
Total # of Reported Occurrences

Year	# of Reported Occurrences
2019	3754
2020	3885
2021	4799
2022	5647
2023	7136
Total	25, 221



2022 – 2023 Violent Crime

Actual	January to December			Year to Date - December		
	2022	2023	% Change	2022	2023	% Change
Murder	0	0	--	0	0	--
Other Offences Causing Death	0	0	--	0	0	--
Attempted Murder	1	0	-100.0%	1	0	-100.0%
Sexual Assault	10	15	50.0%	10	15	50.0%
Assault	33	35	6.1%	33	35	6.1%
Abduction	0	1	--	0	1	--
Robbery	6	0	-100.0%	6	0	-100.0%
Other Crimes Against a Person	15	18	20.0%	15	18	20.0%
Total	65	69	6.2%	65	69	6.2%





ONTARIO PROVINCIAL POLICE

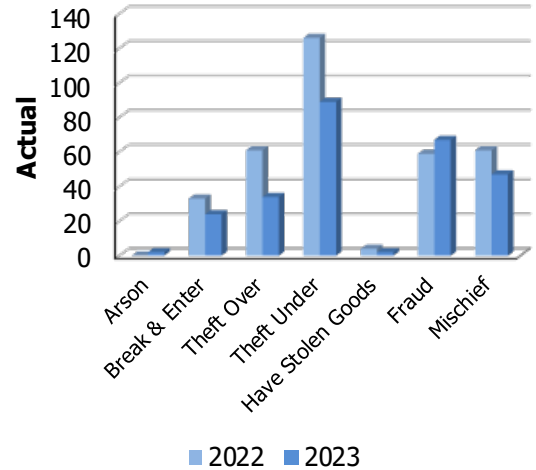
Regional Operational Analyst Program

Protected A
Low Sensitivity

Routine Information requiring protection. This report and the information contained therein is for the attention of any law enforcement agency and may be disseminated at the discretion of the recipient.

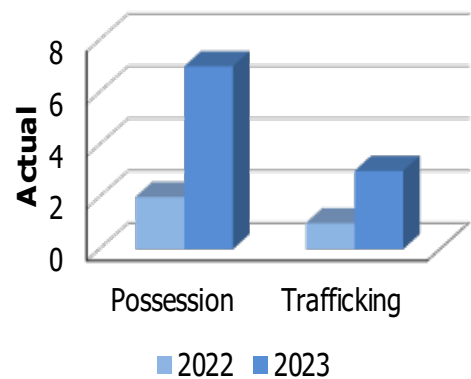
2022 – 2023 Property Crime

Actual	January to December			Year to Date - December		
	2022	2023	% Change	2022	2023	% Change
Arson	0	2	--	0	2	--
Break & Enter	33	24	-27.3%	33	24	-27.3%
Theft Over	61	34	-44.3%	61	34	-44.3%
Theft Under	126	89	-29.4%	126	89	-29.4%
Have Stolen Goods	4	2	-50.0%	4	2	-50.0%
Fraud	59	67	13.6%	59	67	13.6%
Mischief	61	47	-23.0%	61	47	-23.0%
Total	344	265	-23.0%	344	265	-23.0%



2022 – 2023 Drug Crime

Actual	January to December			Year to Date - December		
	2022	2023	% Change	2022	2023	% Change
Possession	2	7	250.0%	2	7	250.0%
Trafficking	1	3	200.0%	1	3	200.0%
Importation and Production	0	0	--	0	0	--
Total	3	10	233.3%	3	10	233.3%



2023 - Traffic Enforcement Data

Occurrence Type	# of Reported Occurrences
e-Ticket	1486
Impaired/over 80	41
R.I.D.E	302



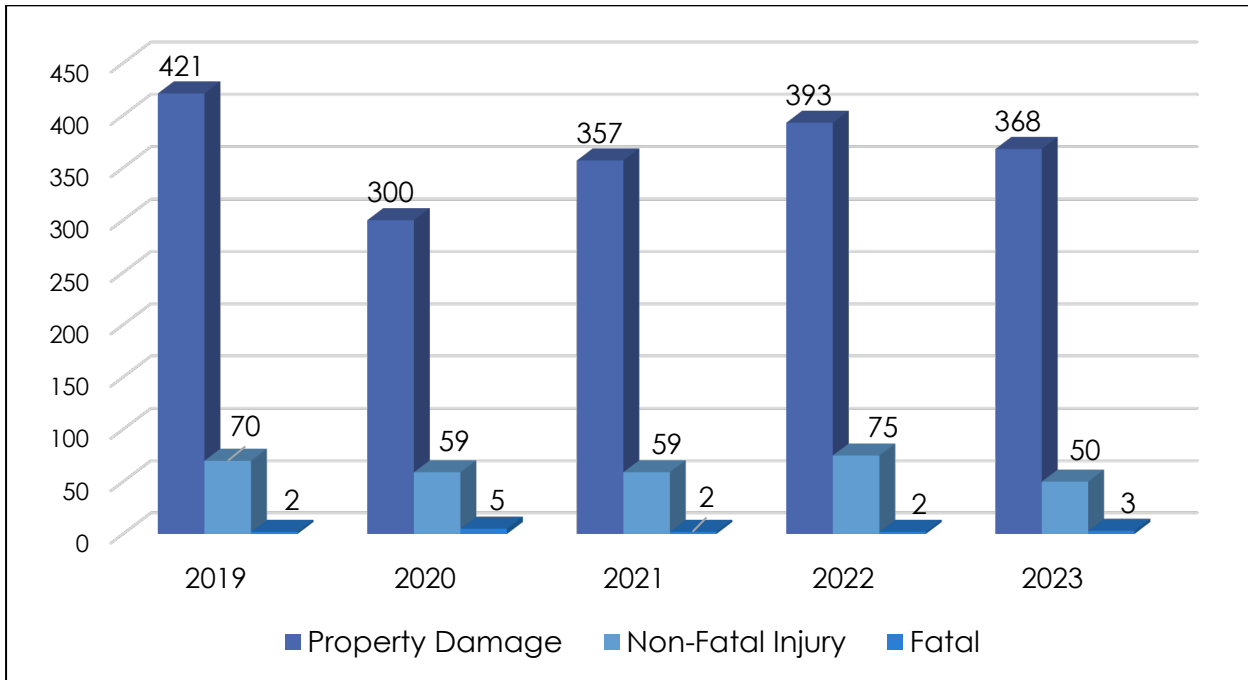
ONTARIO PROVINCIAL POLICE

Regional Operational Analyst Program

Protected A Low Sensitivity

Routine Information requiring protection. This report and the information contained therein is for the attention of any law enforcement agency and may be disseminated at the discretion of the recipient.

2019-2023 Motor Vehicle Collision Data



Conclusion

Data contained within this report is dynamic in nature and numbers will change over time as the Ontario Provincial Police continue to investigate and solve crime. Furthermore, motor vehicle collision data is sourced from the collision report system. Subsequently, information from the CRS contains data only on reportable collisions as defined by the Highway Traffic Act.

Methodology

Occurrence data relating to violent crime, property crime and drugs were extracted from the BI Cube, utilizing the built in PSB report. Unfounded occurrences were not included in the data set.

Data relating to total number of reported occurrences and traffic enforcement was extracted from OPP Niche RMS utilizing the requested reporting period and area code for Middlesex Centre Township (6188).

Reports were extracted for each municipality in Middlesex County, utilizing the respective location & area code. MVC data was extracted from the collision reporting system utilizing the following parameters:

Area Code: 6Q*

Date: Jan 01, 2019 – Dec 31, 2023.

Data was transferred into an excel document to facilitate further analysis.

Sources

- OPP Niche RMS
- BI Cube
- e-CRS