



Sidewalks & Streetlights in Middlesex Centre

Survey Results

Prepared September 2, 2021

If you require this information in an accessible format, contact the Middlesex Centre office at 519-666-0190 or 1-800-220-8968, or by email to customerservice@middlesexcentre.on.ca

514

Total Responses

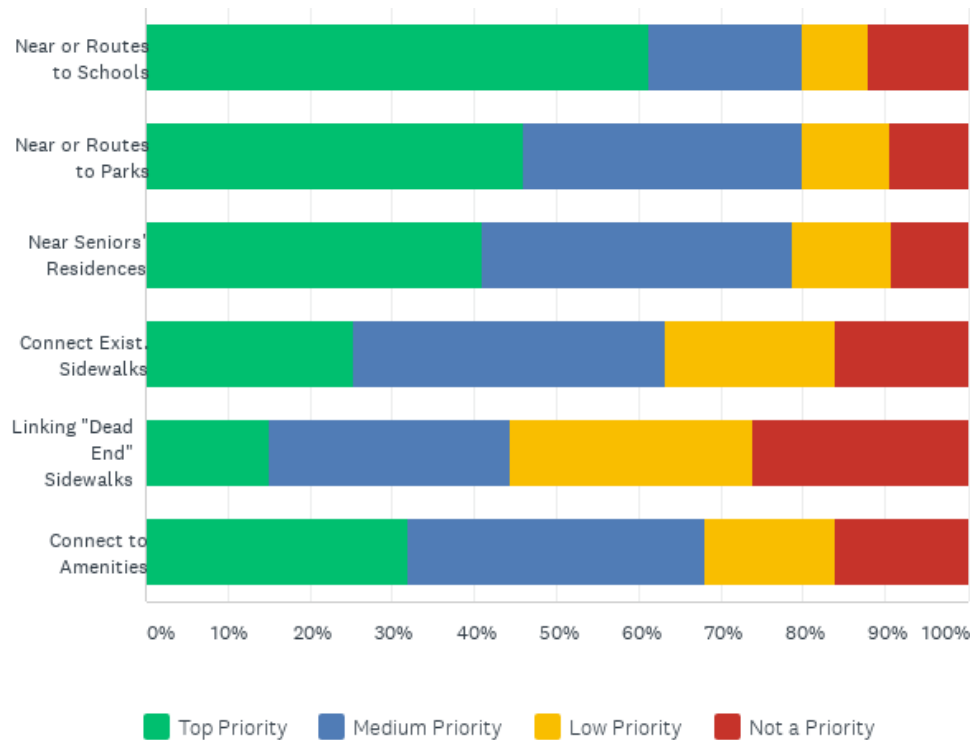
- Survey open June 17, 2021 to July 19, 2021
- Advertised through social media, website, and municipal Middlesex Banner page
- 514 Surveys Received
- 76% completion rate
- About 5 minutes average time spent

How will survey results be used?

- 1) Development of Capital Budget for 2022.
 - Capital budget outlines which infrastructure projects will move forward in 2022 – sidewalk repair, new sidewalks, etc.
- 2) Consideration for proposed new initiatives such as Dark Sky Friendly Street Lighting.
- 3) Insights for other Middlesex Centre plans such as Community Services Master Plan and Vision Zero Road Safety Initiative.
- 4) Ongoing discussions with County of Middlesex on areas of overlap and concern with respect to roads in Middlesex Centre.

Q1: How would you prioritize sidewalk improvements?

Answered: 510 Skipped: 4



Q1: How would you prioritize sidewalk improvements?

Answered: 510 Skipped: 4

| | TOP PRIORITY | MEDIUM PRIORITY | LOW PRIORITY | NOT A PRIORITY | TOTAL |
|------------------------------|---------------|-----------------|---------------|----------------|-------|
| Near or Routes to Schools | 61.26% 310 | 18.58% 94 | 8.10% 41 | 12.06% 61 | 506 |
| Near or Routes to Parks | 45.92% 231 | 34.00% 171 | 10.74% 54 | 9.34% 47 | 503 |
| Near Seniors' Residences | 40.87% 206 | 37.90% 191 | 11.90% 60 | 9.33% 47 | 504 |
| Connect Exist. Sidewalks | 25.20% 125 | 38.10% 189 | 20.56% 102 | 16.13% 80 | 496 |
| Linking "Dead End" Sidewalks | 15.01% 74 | 29.41% 145 | 29.41% 145 | 26.17% 129 | 493 |
| Connect to Amenities | 31.87% 160 | 36.25% 182 | 15.74% 79 | 16.14% 81 | 502 |

Q2&3: These questions asked about where residents would like to see sidewalks installed. The answers were combined, with extra weighting given to those residents indicated were their top priority.

Q2: Answered: 186 Skipped: 328

Q3: Answered: 233 Skipped: 281

| Delaware | |
|---------------------|---------------|
| Road Segment | Points |
| Younge Street | 11 |
| Victoria Street | 8 |
| York Street | 8 |
| Longwoods Road | 5 |
| Springer | 5 |
| Harris Road | 4 |
| Wellington Street | 4 |
| Mill Creek Lane | 4 |
| Osborne Street | 2 |
| | |
| | |
| | |
| | |
| | |
| | |
| | |
| | |
| | |
| | |
| Total | 51 |

| Denfield | |
|---------------------|---------------|
| Road Segment | Points |
| Denfield Road | 14 |
| Brookfield | 3 |
| | |
| | |
| | |
| | |
| | |
| | |
| | |
| | |
| | |
| | |
| | |
| | |
| | |
| | |
| | |
| | |
| | |
| Total | 17 |

Q2&3: These questions asked about where residents would like to see sidewalks installed. The answers were combined, with extra weighting given to those residents indicated were their top priority.

Q2: Answered: 186 Skipped: 328 Q3: Answered: 233 Skipped: 281

| Ilderton | | |
|------------------|------------|--|
| Road Segment | Points | Notes |
| Ilderton Road | 88 | |
| Hyde Park Road | 31 | |
| Mill Street | 15 | |
| King Street | 8 | *already completed as part of 2021 program |
| Deerhaven Subdiv | 7 | |
| Meridith Drive | 7 | |
| Wood Lilly | 5 | |
| Heritage Drive | 4 | *already completed as part of 2021 program |
| Martin Drive | 4 | |
| Periwinkle | 3 | |
| Red Clover Court | 3 | |
| Songbird Lane | 3 | *included as part of development |
| Violet Court | 3 | *included as part of development |
| Margeret Street | 2 | |
| Willowridge | 2 | |
| Meadowsweet Cr | 1 | |
| | | |
| Total | 186 | |

| Melrose | | |
|----------------|----------|--|
| Road Segment | Points | |
| Vanneck Road | 1 | |
| | | |
| | | |
| | | |
| | | |
| | | |
| | | |
| | | |
| | | |
| | | |
| | | |
| | | |
| | | |
| | | |
| | | |
| | | |
| | | |
| | | |
| | | |
| | | |
| Total | 1 | |

| Poplar Hill Coldstream | | |
|-------------------------------|-----------|--|
| Road Segment | Points | |
| Poplar Hill/Komoka | 12 | |
| Ilderton Road | 9 | |
| Quaker Lane | 1 | |
| | | |
| | | |
| | | |
| | | |
| | | |
| | | |
| | | |
| | | |
| | | |
| | | |
| | | |
| | | |
| | | |
| | | |
| | | |
| | | |
| Total | 22 | |

Q2&3: These questions asked about where residents would like to see sidewalks installed. The answers were combined, with extra weighting given to those residents indicated were their top priority.

Q2: Answered: 186 Skipped: 328 Q3: Answered: 233 Skipped: 281

| Kilworth | | |
|---------------------|---------------|---------------------------------------|
| Road Segment | Points | Notes |
| Westbrook Drive | 42 | |
| Killworth park Dr | 12 | |
| Birchcrest Dr | 4 | |
| Doan Drive | 3 | |
| Dausett Drive | 3 | |
| Baron Cres | 2 | |
| Peregrine | 2 | |
| Daventry | 1 | *will be built as part of Subdivision |
| Woodland Drive | 1 | |
| Winona Road | 1 | *will be built as part of Subdivision |
| | | |
| | | |
| | | |
| | | |
| | | |
| | | |
| | | |
| | | |
| Total | 71 | |

| Komoka | | |
|---------------------|---------------|-----------------------------------|
| Road Segment | Points | Notes |
| Glendon Drive | 80 | *included in Glendon Dr. upgrades |
| Queen Street | 29 | |
| Railway Ave | 19 | |
| Komoka Road | 18 | |
| Duke Street | 12 | |
| Tunks lane | 12 | |
| Oxbow Drive | 5 | |
| Hamilton Street | 4 | |
| Simcoe Crescent | 3 | |
| Union Ave | 3 | |
| Parkview Drive | 2 | |
| Arthur Street | 1 | |
| | | |
| | | |
| | | |
| | | |
| | | |
| | | |
| | | |
| Total | 188 | |

Q4&5: These questions asked about where residents would like to see streetlights installed. The answers were combined, with extra weighting given to those residents indicated were their top priority.

Q4: Answered: 233 Skipped: 281 Q5: Answered: 112 Skipped: 402

| Arva | |
|--------------|--------|
| Road Segment | Points |
| All of Arva | 12 |
| St Johns | 7 |
| Medway Road | 2 |
| | |
| | |
| | |
| | |
| | |
| | |
| | |
| | |
| | |
| | |
| | |
| | |
| | |
| | |
| total | 21 |

| Ballymote | |
|--------------|--------|
| Road Segment | Points |
| | |
| | |
| | |
| | |
| | |
| | |
| | |
| | |
| | |
| | |
| | |
| | |
| | |
| | |
| | |
| | |
| total | 0 |

| Birr | |
|--------------|--------|
| Road Segment | Points |
| Salisbury | 37 |
| Gwendolyn | 13 |
| 13 Mile Rd | 1 |
| | |
| | |
| | |
| | |
| | |
| | |
| | |
| | |
| | |
| | |
| | |
| | |
| | |
| | |
| total | 51 |

| Bryanston | |
|--------------|--------|
| Road Segment | Points |
| | |
| | |
| | |
| | |
| | |
| | |
| | |
| | |
| | |
| | |
| | |
| | |
| | |
| | |
| | |
| total | 0 |

Q4&5: These questions asked about where residents would like to see streetlights installed. The answers were combined, with extra weighting given to those residents indicated were their top priority.

Q4: Answered: 233 Skipped: 281 Q5: Answered: 112 Skipped: 402

| Delaware | |
|-------------------|-----------|
| Road Segment | Points |
| Young Street | 10 |
| Harris Drive | 5 |
| Longwoods Drive | 5 |
| Springer Road | 5 |
| Victoria Street | 4 |
| Davis Street | 3 |
| Martin drive | 3 |
| Osbourne | 3 |
| Wellington Street | 3 |
| York Street | 3 |
| Atkinson Court | 2 |
| William Street | 2 |
| | |
| | |
| | |
| | |
| total | 48 |

| Denfield | |
|-----------------|----------|
| Road Segment | Points |
| Denfield Road | 5 |
| | |
| | |
| | |
| | |
| | |
| | |
| | |
| | |
| | |
| | |
| | |
| | |
| total | 5 |

| Ilderton | | |
|-----------------|------------|---|
| Road Segment | Points | Notes |
| Hyde Park Road | 47 | *planned and under construction |
| King Street | 13 | |
| Ilderton Road | 13 | |
| Heritage Drive | 11 | |
| Mill Street | 8 | |
| Robert Street | 7 | |
| Songbird Lane | 5 | *will be constructed as part of Subdivision |
| | | |
| | | |
| | | |
| | | |
| | | |
| | | |
| | | |
| | | |
| total | 104 | |

Q4&5: These questions asked about where residents would like to see streetlights installed. The answers were combined, with extra weighting given to those residents indicated were their top priority.

Q4: Answered: 233 Skipped: 281 Q5: Answered: 112 Skipped: 402

| Kilworth | | |
|---------------------|---------------|--|
| Road Segment | Points | Notes |
| Killworth Park Dr | 17 | |
| Westbrook Dr | 13 | |
| Blackburn | 7 | |
| Davertry Way | 5 | *will be constructed through subdivision |
| Birchcrest | 2 | |
| Crestview Drive | 2 | |
| Beachnut | 1 | |
| Doan Drive | 1 | |
| Elm Hurst Street | 1 | |
| Jeffries | 1 | |
| | | |
| | | |
| | | |
| | | |
| | | |
| | | |
| total | 50 | |

| Komoka | | |
|------------------------|---------------|-----------------------------------|
| Road Segment | Points | Notes |
| Glendon Drive | 55 | *included in Glendon Dr. upgrades |
| Tunks Lane | 18 | |
| Queen Street | 15 | |
| Komoka road | 9 | |
| Delawre Street central | 7 | |
| Duke Street | 7 | |
| Huron Street | 5 | |
| Railway Ave | 4 | |
| Valleyview Drive | 3 | |
| Hamilton Street | 2 | |
| Oxbow Drive | 2 | |
| Simcoe Cres | 2 | |
| Arthur | 1 | |
| Lawrence | 1 | |
| Oakcrest Dr | 1 | |
| Union Ave | 1 | |
| | | |
| total | 133 | |

Q4&5: These questions asked about where residents would like to see streetlights installed. The answers were combined, with extra weighting given to those residents indicated were their top priority.

Q4: Answered: 233 Skipped: 281 Q5: Answered: 112 Skipped: 402

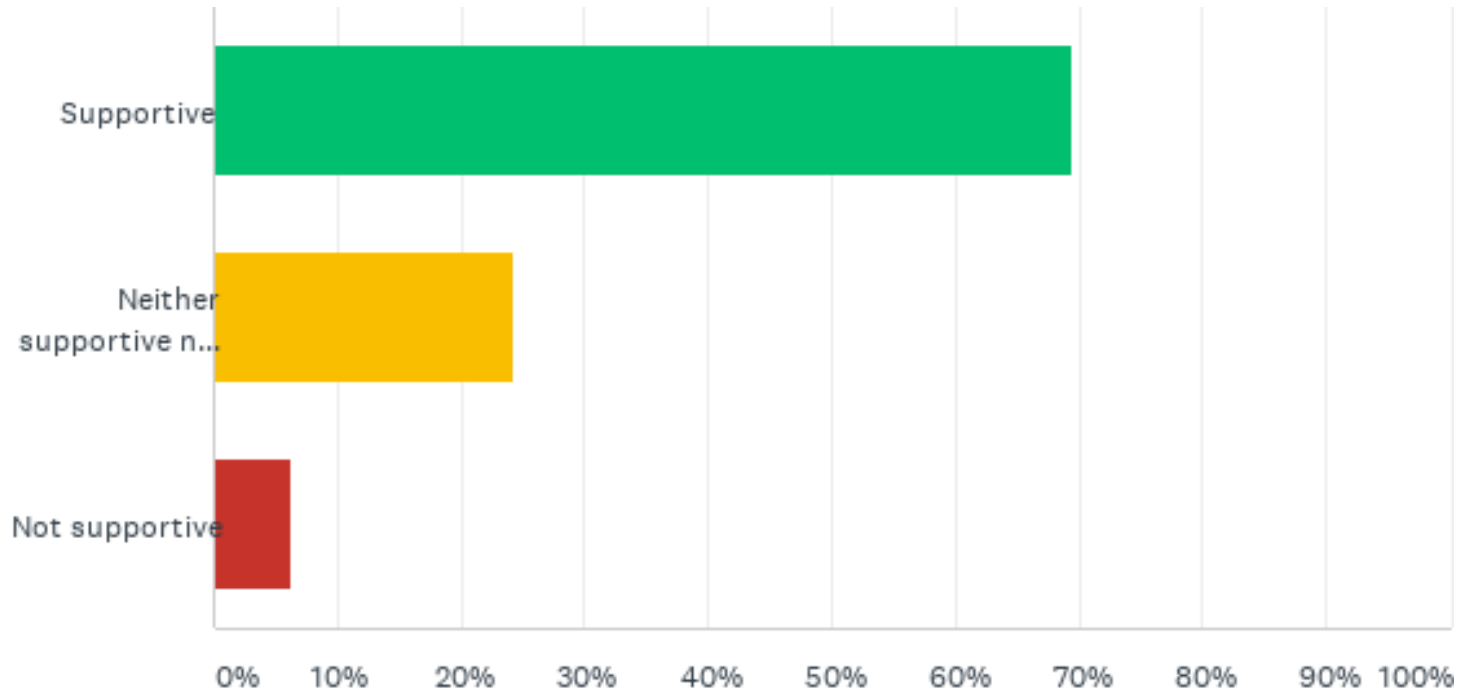
| Melrose | |
|----------------|----------|
| Road Segment | Points |
| Vanneck Road | 4 |
| Wynfield | 1 |
| | |
| | |
| | |
| | |
| | |
| | |
| | |
| | |
| | |
| | |
| | |
| | |
| | |
| | |
| | |
| | |
| | |
| total | 5 |

| Poplar Hill Coldstream | |
|-------------------------------|-----------|
| Road Segment | Points |
| Campbell Crescent | 4 |
| Ilderton Road | 14 |
| Lewis Drive | 4 |
| Poplar Hill Road | 2 |
| Quaker Lane | 2 |
| James Street | 2 |
| | |
| | |
| | |
| | |
| | |
| | |
| | |
| | |
| | |
| | |
| | |
| | |
| | |
| | |
| | |
| | |
| total | 28 |

| Rural Area | |
|-----------------------------|-----------|
| Road Segment | Points |
| Highbury Av @ Ilderton Road | 8 |
| River Road | 3 |
| Carriage Road | 2 |
| Highbury Ave @ Plover Mills | 2 |
| Wonderland @ Elgin Field | 1 |
| | |
| | |
| | |
| | |
| | |
| | |
| | |
| | |
| | |
| | |
| | |
| | |
| | |
| | |
| | |
| | |
| total | 16 |

Q6: Do you support street lighting that preserves "dark skies" (reduces light pollution)?

Answered: 382 Skipped: 132



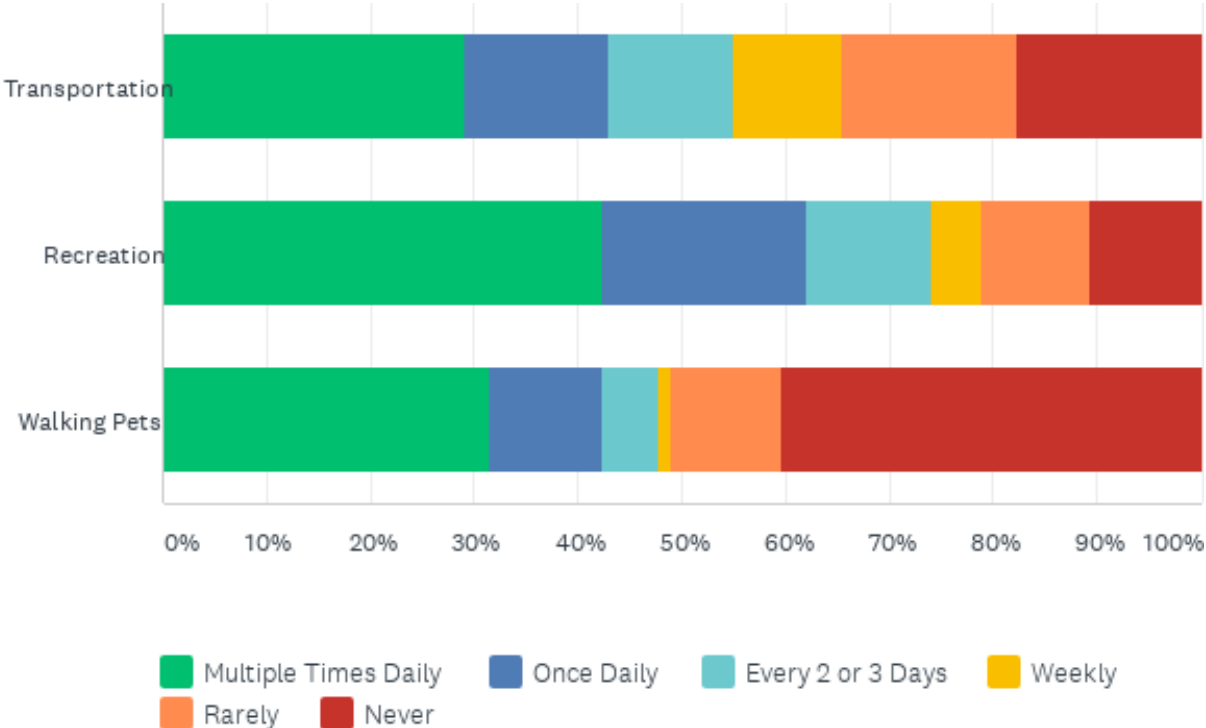
Q6: Do you support street lighting that preserves "dark skies" (reduces light pollution)?

Answered: 382 Skipped: 132

| ANSWER CHOICES | RESPONSES | |
|---------------------------------------|-----------|-----|
| Supportive | 69.37% | 265 |
| Neither supportive nor not supportive | 24.35% | 93 |
| Not supportive | 6.28% | 24 |
| TOTAL | | 382 |

Q7: How often do you or members of your household use sidewalks for recreation or as a means of transportation to activities?

Answered: 397 Skipped: 117



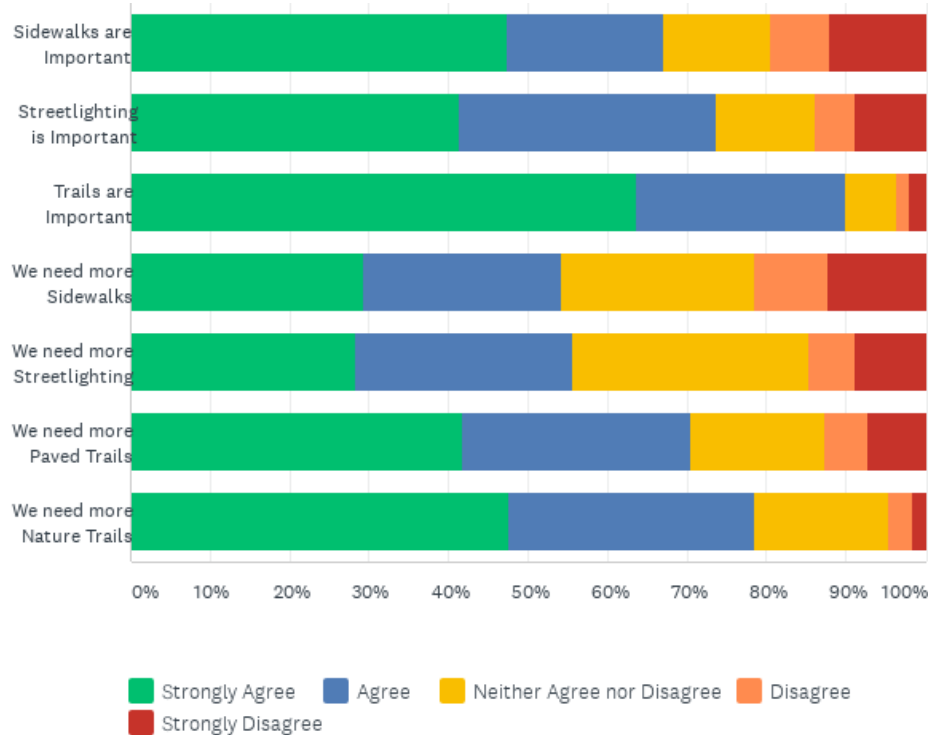
Q7: How often do you or members of your household use sidewalks for recreation or as a means of transportation to activities?

Answered: 397 Skipped: 117

| | MULTIPLE TIMES DAILY | ONCE DAILY | EVERY 2 OR 3 DAYS | WEEKLY | RARELY | NEVER | TOTAL |
|----------------|----------------------------|---------------|-------------------------|--------------|--------------|---------------|-------|
| Transportation | 29.20% 113 | 13.70% 53 | 12.14% 47 | 10.34% 40 | 17.05% 66 | 17.57% 68 | 387 |
| Recreation | 42.28% 167 | 19.75% 78 | 12.15% 48 | 4.81% 19 | 10.38% 41 | 10.63% 42 | 395 |
| Walking Pets | 31.56% 119 | 10.88% 41 | 5.31% 20 | 1.33% 5 | 10.61% 40 | 40.32% 152 | 377 |

Q8: Through other surveys (strategic plan, recreation) we've heard from residents about the importance of walking and cycling in our community. How much do you agree with the following statements:

Answered: 399 Skipped: 115



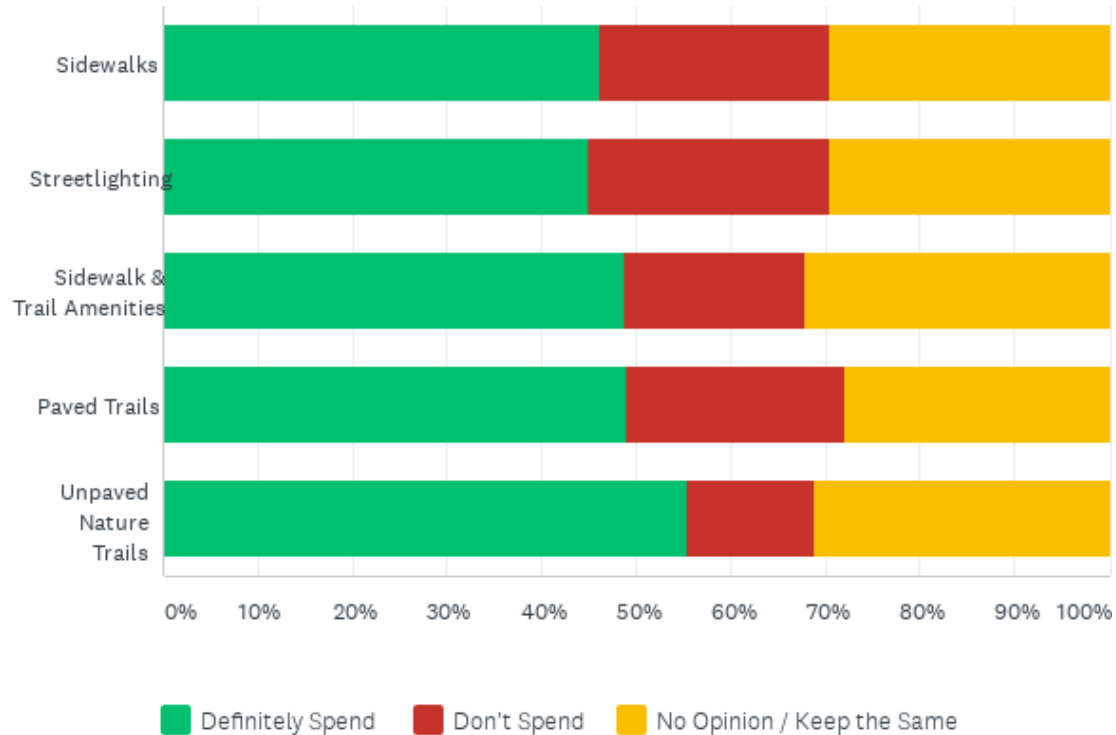
Q8: Through other surveys (strategic plan, recreation) we've heard from residents about the importance of walking and cycling in our community. How much do you agree with the following statements:

Answered: 399 Skipped: 115

| | STRONGLY AGREE | AGREE | NEITHER AGREE NOR DISAGREE | DISAGREE | STRONGLY DISAGREE | TOTAL |
|-----------------------------|----------------|---------------|----------------------------|-------------|-------------------|-------|
| Sidewalks are Important | 47.36% 188 | 19.65% 78 | 13.60% 54 | 7.30% 29 | 12.09% 48 | 397 |
| Streetlighting is Important | 41.35% 165 | 32.33% 129 | 12.53% 50 | 5.01% 20 | 8.77% 35 | 399 |
| Trails are Important | 63.57% 253 | 26.38% 105 | 6.53% 26 | 1.51% 6 | 2.01% 8 | 398 |
| We need more Sidewalks | 29.32% 117 | 24.81% 99 | 24.31% 97 | 9.27% 37 | 12.28% 49 | 399 |
| We need more Streetlighting | 28.39% 113 | 27.14% 108 | 29.90% 119 | 5.78% 23 | 8.79% 35 | 398 |
| We need more Paved Trails | 41.81% 166 | 28.72% 114 | 16.88% 67 | 5.29% 21 | 7.30% 29 | 397 |
| We need more Nature Trails | 47.59% 188 | 30.89% 122 | 16.96% 67 | 3.04% 12 | 1.52% 6 | 395 |

Q9: In order to build or improve sidewalks, streetlight, trails and so forth, municipal dollars are often used. Keeping this in mind, to what degree should the Municipality spend **ADDITIONAL** public funds on the following?

Answered: 394 Skipped: 120



Q9: In order to build or improve sidewalks, streetlight, trails and so forth, municipal dollars are often used. Keeping this in mind, to what degree should the Municipality spend ADDITIONAL public funds on the following?

Answered: 394 Skipped: 120

| | DEFINITELY SPEND | DON'T SPEND | NO OPINION / KEEP THE SAME | TOTAL |
|----------------------------|------------------|--------------|----------------------------|-------|
| Sidewalks | 46.15% 180 | 24.36% 95 | 29.49% 115 | 390 |
| Streetlighting | 44.99% 175 | 25.45% 99 | 29.56% 115 | 389 |
| Sidewalk & Trail Amenities | 48.84% 189 | 19.12% 74 | 32.04% 124 | 387 |
| Paved Trails | 48.96% 188 | 23.18% 89 | 27.86% 107 | 384 |
| Unpaved Nature Trails | 55.44% 214 | 13.47% 52 | 31.09% 120 | 386 |

Q10: Do you have any further comments on sidewalks and street lighting in Middlesex Centre's urban communities?

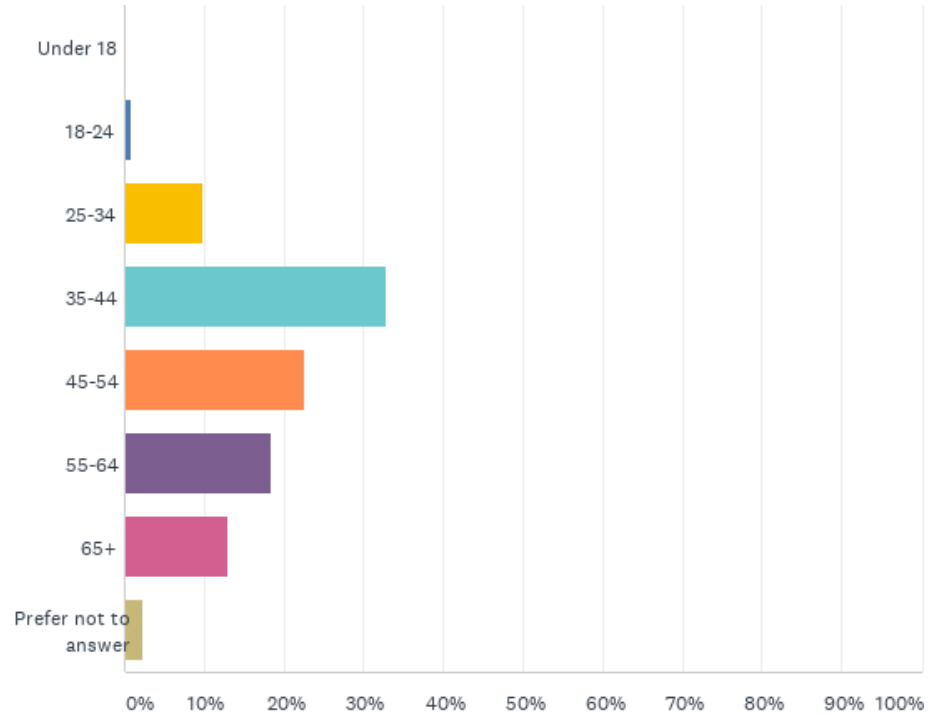
Answered: 191 Skipped: 323

Themes that emerged:

- Desire to see safety of crossing major roads in Ilderton and Komoka addressed, and concerns around speeding across the municipality.
- Desire to see neighbourhoods (subdivisions) and communities connected through sidewalks and trails (walk/bike).
- Balance to be struck:
 - Some residents felt strongly that we should have MORE sidewalks and BETTER street lighting. Other residents felt just as strongly that we should NOT add new sidewalks or lighting.
 - Some pointed out that hamlets like Poplar Hill do not have sidewalks – which some residents strongly desire, and some strongly do not.
 - Some wanted to see more street lighting for deterring crime, balanced by those wishing to have no new street lighting to keep dark skies.
- Other issues raised: wheelchair accessibility, benches along sidewalks, considering streetscape in villages with respect to lighting and sidewalks, additional recreational trails (e.g., rollerblading)

Q11: What is your age?

Answered: 393 Skipped: 121



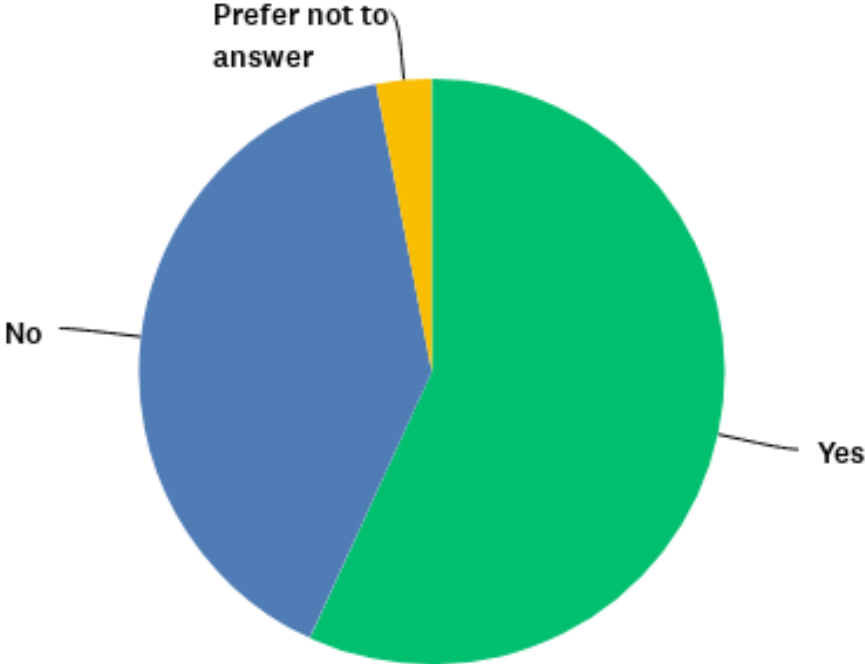
Q11: What is your age?

Answered: 393 Skipped: 121

| ANSWER CHOICES | RESPONSES | |
|----------------------|-----------|------------|
| Under 18 | 0.25% | 1 |
| 18-24 | 0.76% | 3 |
| 25-34 | 9.92% | 39 |
| 35-44 | 32.82% | 129 |
| 45-54 | 22.65% | 89 |
| 55-64 | 18.32% | 72 |
| 65+ | 12.98% | 51 |
| Prefer not to answer | 2.29% | 9 |
| TOTAL | | 393 |

Q12: Do you have children under 18 years of age living in your household?

Answered: 394 Skipped: 120



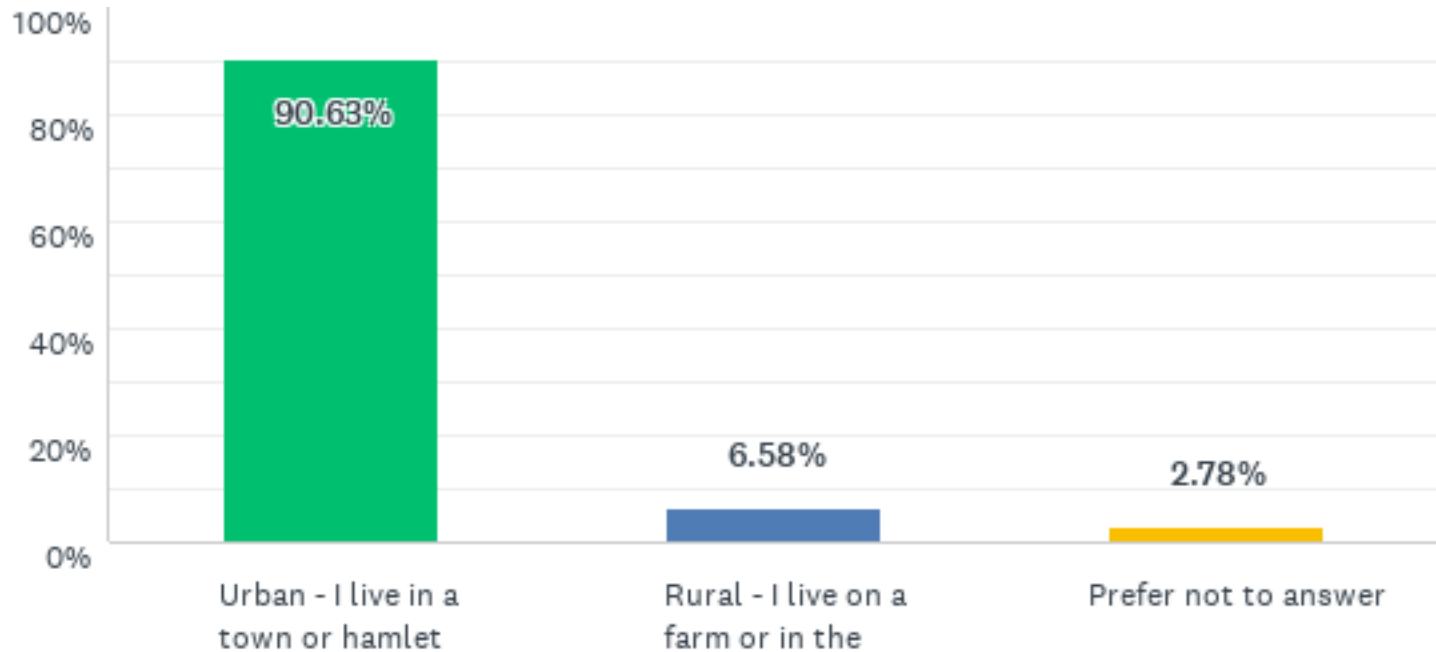
Q12: Do you have children under 18 years of age living in your household?

Answered: 394 Skipped: 120

| ANSWER CHOICES | RESPONSES | |
|----------------------|-----------|------------|
| Yes | 56.85% | 224 |
| No | 40.10% | 158 |
| Prefer not to answer | 3.05% | 12 |
| TOTAL | | 394 |

Q13: Do you consider your home to be rural or urban?

Answered: 395 Skipped: 119



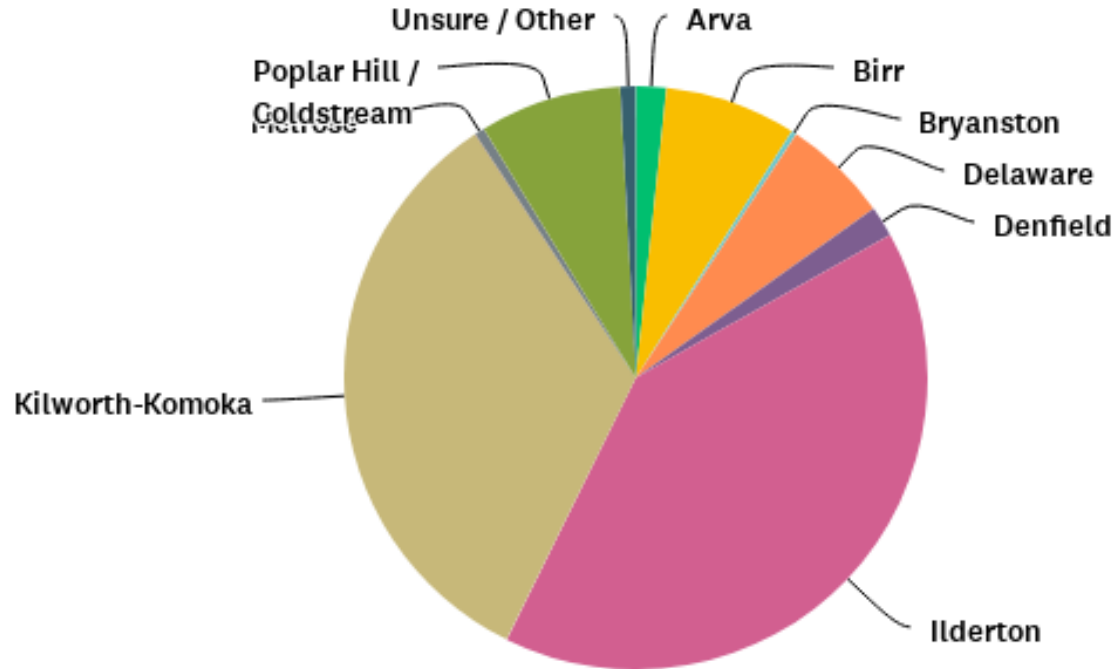
Q13: Do you consider your home to be rural or urban?

Answered: 395 Skipped: 119

| ANSWER CHOICES | RESPONSES | |
|--|-----------|------------|
| Urban - I live in a town or hamlet | 90.63% | 358 |
| Rural - I live on a farm or in the country | 6.58% | 26 |
| Prefer not to answer | 2.78% | 11 |
| TOTAL | | 395 |

Q14: Which town or hamlet do you live in?

Answered: 356 Skipped: 158



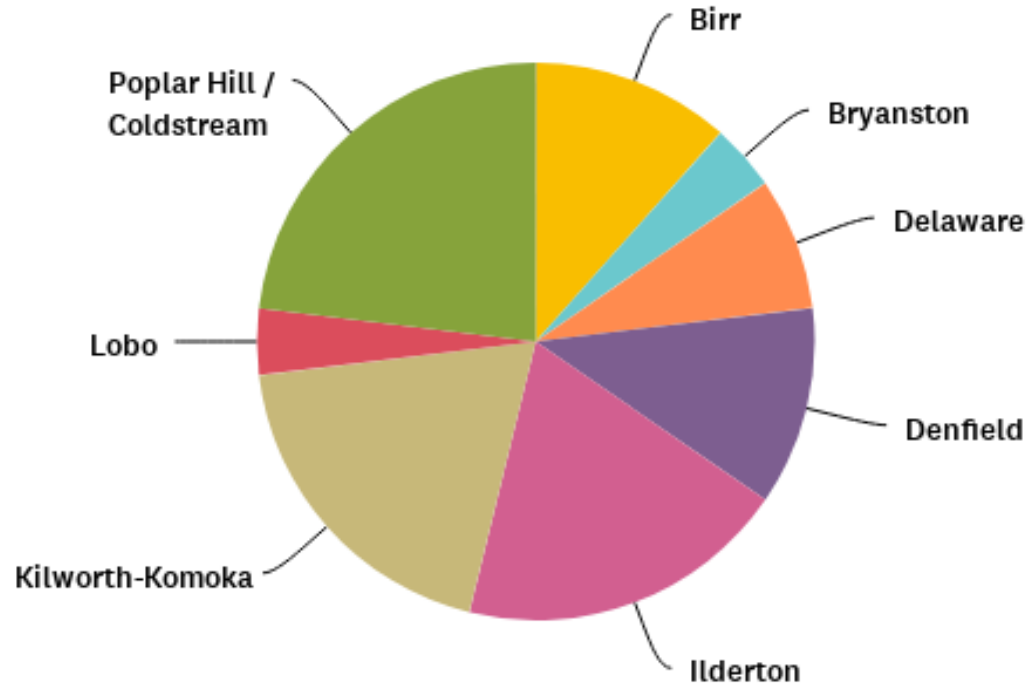
Q14: Which town or hamlet do you live in?

Answered: 356 Skipped: 158

| ANSWER CHOICES | RESPONSES | |
|--------------------------|-----------|------------|
| Arva | 1.69% | 6 |
| Ballymote | 0.00% | 0 |
| Birr | 7.30% | 26 |
| Bryanston | 0.28% | 1 |
| Delaware | 5.90% | 21 |
| Denfield | 1.69% | 6 |
| Ilderton | 40.45% | 144 |
| Kilworth-Komoka | 33.43% | 119 |
| Lobo | 0.00% | 0 |
| Melrose | 0.56% | 2 |
| Poplar Hill / Coldstream | 7.87% | 28 |
| Unsure / Other | 0.84% | 3 |
| TOTAL | | 356 |

Q15: Which town or hamlet do you live closest to?

Answered: 26 Skipped: 488



Q15: Which town or hamlet do you live closest to?

Answered: 26 Skipped: 488

| ANSWER CHOICES | RESPONSES | |
|--------------------------|-----------|-----------|
| Arva | 0.00% | 0 |
| Ballymote | 0.00% | 0 |
| Birr | 11.54% | 3 |
| Bryanston | 3.85% | 1 |
| Delaware | 7.69% | 2 |
| Denfield | 11.54% | 3 |
| Ilderton | 19.23% | 5 |
| Kilworth-Komoka | 19.23% | 5 |
| Lobo | 3.85% | 1 |
| Melrose | 0.00% | 0 |
| Poplar Hill / Coldstream | 23.08% | 6 |
| Unsure / Other | 0.00% | 0 |
| TOTAL | | 26 |